



**VERSATILE**  
RACK COMPANY  
[www.versatilegunrack.com](http://www.versatilegunrack.com)

**FITMENT GUIDE**  
VERSATILE HAND GUN RACKS

---

## — CONTENT —

Guidance	3
Sentry Safe	4
Liberty Safe	6
Guidance	8
Combinations	9

## — GUIDANCE —

This Fitment Guide is designed to make the most of your safe's shelf space.

Your current Versatile Hand Gun Rack can be paired with another in order to maximize shelf space.

All dimensions  $\pm 3/16$



**VERSATILE**  
RACK COMPANY

# VERSATILE HAND GUN RACK

FITMENT GUIDE FOR SENTRY FIRESAFE SAFES

**Guidance:**

The Versatile Hand Gun Racks shown at left below may also be paired with the Versatile Hand Gun Rack model numbers listed at right in gray text. The numbers shown in blue represent the combined dimensional width of each pairing. For example, the VR1 model + the VR6 model = a combined width of 17.5", ideal for the Sentry 1055 safe.

If the gray text at right shows the word "Solo" instead of listing a Versatile Hand Gun Rack model number, this means that the Hand Gun Rack shown in white text at left may not be paired with any other rack to achieve greater storage capacity.

**VR1**

3.5"



**VR2**

4.75"



**VR3**

7.0"



**VR4**

9.5"



**VR5**

11.75"



**VR6**

14.0"




**VR7**

16.25"



**VR8**

18.5"



**VR9**

20.75"



**VR10**

23.25"



**Sentry 1055**



Interior width:  
**18.1"**

**Sentry 1459**



Interior width:  
**20.4"**

**Sentry 2459**



Interior width:  
**25.9"**

**Sentry 3659**



Interior width:  
**35.9"**

**VR6**

17.5

**VR7**

19.75

**VR9**

24.25

**VR10**

26.75

**VR5**

16.5

**VR6**

18.75

**VR9**

25.5

**VR10**

28.0

**VR4**

16.5

**VR5**

18.75

**VR8**

25.5

**VR10**

30.25

**VR3**

16.5

**VR4**

19.0

**VR7**

25.75

**VR10**

32.75

**VR2**

16.5

**VR3**

18.75

**VR6**

25.75

**VR10**

35.0

**VR1**

17.5

**VR2**

18.75

**VR5**

25.75

**VR9**

34.75

**Solo**

16.25

**VR1**

19.75

**VR4**

25.75

**VR8**

34.75

**N/A**

**Solo**

18.5

**VR3**

25.5

**VR7**

34.75

**N/A**

**N/A**

**VR2**

25.5

**VR6**

34.75

**N/A**

**N/A**

**Solo**

23.25

**VR5**

35.0

# VERSATILE HAND GUN RACK

FITMENT GUIDE FOR SENTRY SECURITY SAFES



**Guidance:**

The Versatile Hand Gun Racks shown at left below may also be paired with the Versatile Hand Gun Rack model numbers listed at right in gray text. The numbers shown in blue represent the combined dimensional width of each pairing. For example, the VR2 model + the VR3 model = a combined width of 11.75", ideal for the Sentry 0135 safe.

If the gray text at right shows the word "Solo" instead of listing a Versatile Hand Gun Rack model number, this means that the Hand Gun Rack shown in white text at left may not be paired with any other rack to achieve greater storage capacity.

**VR1**  
3.5"



**VR2**  
4.75"



**VR3**  
7.0"



**VR4**  
9.5"



**VR5**  
11.75"




**VR6**  
14.0"



**VR7**  
16.25"



**VR8**  
18.5"



**VR9**  
20.75"



**VR10**  
23.25"



**Sentry 0135**



Interior width:  
**11.8"**

**Sentry 1055**



Interior width:  
**16.7"**

**Sentry 1455**



Interior width:  
**20.7"**

**Sentry 1459**



Interior width:  
**20.7"**

**Sentry 1464**



Interior width:  
**20.7"**

**Sentry 2459**



Interior width:  
**24.7"**

**VR3**  
10.5

**VR5**  
15.25

**VR7**  
19.75

**VR7**  
19.75

**VR7**  
19.75

**VR9**  
24.25

**VR3**  
11.75

**VR5**  
16.5

**VR6**  
18.75

**VR6**  
18.75

**VR6**  
18.75

**VR8**  
23.25

**VR2**  
11.75

**VR4**  
16.5

**VR5**  
18.75

**VR5**  
18.75

**VR5**  
18.75

**VR7**  
23.25

**Solo**  
9.5

**VR3**  
16.5

**VR4**  
19.0

**VR4**  
19.0

**VR4**  
19.0

**VR6**  
23.5

**Solo**  
11.75

**VR2**  
16.5

**VR3**  
18.75

**VR3**  
18.75

**VR3**  
18.75

**VR5**  
23.5

**N/A**

**Solo**  
14.0

**VR2**  
18.75

**VR2**  
18.75

**VR2**  
18.75

**VR4**  
23.5

**N/A**

**Solo**  
16.25

**VR1**  
19.75

**VR1**  
19.75

**VR1**  
19.75

**VR3**  
23.25

**N/A**

**N/A**

**Solo**  
18.5

**Solo**  
18.5

**Solo**  
18.5

**VR2**  
23.25

**N/A**

**N/A**

**N/A**

**N/A**

**N/A**

**VR1**  
24.25

**N/A**

**N/A**

**N/A**

**N/A**

**N/A**

**Solo**  
23.25



**VERSATILE**  
RACK COMPANY

# VERSATILE HAND GUN RACK

FITMENT GUIDE FOR LIBERTY CENTURION SAFES

**Guidance:**

The Versatile Hand Gun Racks shown at left below may also be paired with the Versatile Hand Gun Rack model numbers listed at right in gray text. The numbers shown in blue represent the combined dimensional width of each pairing. For example, the VR1 model + the VR6 model = a combined width of 17.5", ideal for the Centurion 12 safe.

If the gray text at right shows the word "Solo" instead of listing a Versatile Hand Gun Rack model number, this means that the Hand Gun Rack shown in white text at left may not be paired with any other rack to achieve greater storage capacity.

**VR1**  
3.5"



**VR2**  
4.75"



**VR3**  
7.0"



**VR4**  
9.5"



**VR5**  
11.75"




**VR6**  
14.0"



**VR7**  
16.25"



**VR8**  
18.5"



**VR9**  
20.75"



**VR10**  
23.25"



**Centurion 12**



Interior width:  
**18.5"**

**Centurion 17**



Interior width:  
**21.5"**

**Centurion 20**



Interior width:  
**25.5"**

**Centurion 20-DLX**



Interior width:  
**25.5"**

**Centurion 23-DLX**



Interior width:  
**27.5"**

**Centurion 30-DLX**



Interior width:  
**33.5"**

**VR6**  
17.5

**VR7**  
19.75

**VR9**  
24.25

**VR9**  
24.25

**VR10**  
26.75

**VR10**  
26.75

**VR5**  
16.5

**VR7**  
21.0

**VR9**  
25.5

**VR9**  
25.5

**VR9**  
25.5

**VR10**  
28.0

**VR4**  
16.5

**VR6**  
21.0

**VR8**  
25.5

**VR8**  
25.5

**VR8**  
25.5

**VR10**  
30.25

**VR3**  
16.5

**VR5**  
21.25

**VR6**  
23.5

**VR6**  
23.5

**VR7**  
25.75

**VR10**  
32.75

**VR2**  
16.5

**VR4**  
21.25

**VR5**  
23.5

**VR5**  
23.5

**VR6**  
25.75

**VR9**  
32.5

**VR1**  
17.5

**VR3**  
21.0

**VR4**  
23.5

**VR4**  
23.5

**VR5**  
25.75

**VR8**  
32.5

**Solo**  
16.25

**VR2**  
21.0

**VR3**  
23.25

**VR3**  
23.25

**VR4**  
25.75

**VR7**  
32.5

**Solo**  
18.5

**Solo**  
18.5

**VR3**  
25.5

**VR3**  
25.5

**VR3**  
25.5

**VR6**  
32.5

**N/A**

**Solo**  
20.75

**VR2**  
25.5

**VR2**  
25.5

**VR2**  
25.5

**VR5**  
32.5

**N/A**

**N/A**

**Solo**  
23.25

**Solo**  
23.25

**VR1**  
26.75

**VR4**  
32.75

# VERSATILE HAND GUN RACK

FITMENT GUIDE FOR LIBERTY FRANKLIN & MAGNUM SAFES



VERSATILE  
RACK COMPANY

## Guidance:

The Versatile Hand Gun Racks shown at left below may also be paired with the Versatile Hand Gun Rack model numbers listed at right in gray text. The numbers shown in blue represent the combined dimensional width of each pairing. For example, the VR4 model + the VR7 model = a combined width of 25.75", ideal for the Franklin 25 safe.

If the gray text at right shows the word "Solo" instead of listing a Versatile Hand Gun Rack model number, this means that the Hand Gun Rack shown in white text at left may not be paired with any other rack to achieve greater storage capacity.

**VR1**

3.5"



**VR2**

4.75"



**VR3**

7.0"



**VR4**

9.5"



**VR5**

11.75"



**VR6**

14.0"




**VR7**

16.25"



**VR8**

18.5"



**VR9**

20.75"



**VR10**

23.25"



**Franklin 25**



Interior width:  
**26"**

**Franklin 35**



Interior width:  
**32"**

**Franklin 50**



Interior width:  
**38"**

**Magnum 25**



Interior width:  
**23.5"**

**Magnum 40**



Interior width:  
**29.5"**

**Magnum 50**



Interior width:  
**35.5"**

**VR9**  
24.25

**VR10**  
26.75

**VR10**  
26.75

**VR8**  
22.0

**VR10**  
26.75

**VR10**  
26.75

**VR9**  
25.5

**VR10**  
28.0

**VR10**  
28.0

**VR8**  
23.25

**VR10**  
28.0

**VR10**  
28.0

**VR8**  
25.5

**VR10**  
30.25

**VR10**  
30.25

**VR7**  
23.25

**VR9**  
27.75

**VR10**  
30.25

**VR7**  
25.75

**VR9**  
30.25

**VR10**  
32.75

**VR6**  
23.5

**VR8**  
28.0

**VR10**  
32.75

**VR6**  
25.75

**VR8**  
30.25

**VR10**  
35.0

**VR5**  
23.5

**VR7**  
28.0

**VR10**  
35.0

**VR5**  
25.75

**VR7**  
30.25

**VR10**  
37.25

**VR4**  
23.5

**VR6**  
28.0

**VR9**  
34.75

**VR4**  
25.75

**VR6**  
30.25

**VR9**  
37.0

**VR3**  
23.25

**VR5**  
28.0

**VR8**  
34.75

**VR3**  
25.5

**VR5**  
30.25

**VR8**  
37.0

**VR2**  
23.25

**VR4**  
28.0

**VR7**  
34.75

**VR1**  
24.25

**VR4**  
30.25

**VR7**  
37.0

**Solo**  
20.75

**VR3**  
27.75

**VR6**  
34.75

**Solo**  
23.25

**VR3**  
30.25

**VR6**  
37.25

**Solo**  
23.25

**VR2**  
28.0

**VR5**  
35.0



**VERSATILE**  
RACK COMPANY

# VERSATILE HAND GUN RACK

FITMENT GUIDE FOR LIBERTY COLONIAL & PRESIDENTIAL SAFES

**Guidance:**

The Versatile Hand Gun Racks shown at left below may also be paired with the Versatile Hand Gun Rack model numbers listed at right in gray text. The numbers shown in blue represent the combined dimensional width of each pairing. For example, the VR2 model + the VR9 model = a combined width of 25.5", ideal for the Colonial 23 safe.

If the gray text at right shows the word "Solo" instead of listing a Versatile Hand Gun Rack number, this means that the Hand Gun Rack shown in white text at left may not be paired with any other rack to achieve greater storage capacity.

**VR1**  
3.5"



**VR2**  
4.75"



**VR3**  
7.0"



**VR4**  
9.5"



**VR5**  
11.75"




**VR6**  
14.0"



**VR7**  
16.25"



**VR8**  
18.5"



**VR9**  
20.75"



**VR10**  
23.25"



**Colonial 23**



Interior width:  
**26"**

**Colonial 30**



Interior width:  
**32"**

**Colonial 50**



Interior width:  
**38"**

**Presidential 25**



Interior width:  
**23.5"**

**Presidential 40**



Interior width:  
**29.5"**

**Presidential 50**



Interior width:  
**35.5"**

**VR9**  
24.25

**VR10**  
26.75

**VR10**  
26.75

**VR8**  
22.0

**VR10**  
26.75

**VR10**  
26.75

**VR9**  
25.5

**VR10**  
28.0

**VR10**  
28.0

**VR8**  
23.25

**VR10**  
28.0

**VR10**  
28.0

**VR8**  
25.5

**VR10**  
30.25

**VR10**  
30.25

**VR7**  
23.25

**VR9**  
27.75

**VR10**  
30.25

**VR7**  
25.75

**VR9**  
30.25

**VR10**  
32.75

**VR6**  
23.5

**VR8**  
28.0

**VR10**  
32.75

**VR6**  
25.75

**VR8**  
30.25

**VR10**  
35.0

**VR5**  
23.5

**VR7**  
28.0

**VR10**  
35.0

**VR5**  
25.75

**VR7**  
30.25

**VR10**  
37.25

**VR4**  
23.5

**VR6**  
28.0

**VR9**  
34.75

**VR4**  
25.75

**VR6**  
30.25

**VR9**  
37.0

**VR3**  
23.25

**VR5**  
28.0

**VR8**  
34.75

**VR3**  
25.5

**VR5**  
30.25

**VR8**  
37.0

**VR2**  
23.25

**VR4**  
28.0

**VR7**  
34.75

**VR1**  
24.25

**VR4**  
30.25

**VR7**  
37.0

**Solo**  
20.75

**VR3**  
27.75

**VR6**  
34.75

**Solo**  
23.25

**VR3**  
30.25

**VR6**  
37.25

**Solo**  
23.25

**VR2**  
28.0

**VR5**  
35.0



# VERSATILE HAND GUN RACK

FITMENT GUIDE FOR LIBERTY LINCOLN SAFES



VERSATILE  
RACK COMPANY

**Guidance:**

The Versatile Hand Gun Racks shown at left below may also be paired with the Versatile Hand Gun Rack model numbers listed at right in gray text. The numbers shown in blue represent the combined dimensional width of each pairing. For example, the VR1 model + the VR9 model = a combined width of 24.25", ideal for the Lincoln 25 safe.

If the gray text at right shows the word "Solo" instead of listing a Versatile Hand Gun Rack model number, this means that the Hand Gun Rack shown in white text at left may not be paired with any other rack to achieve greater storage capacity.

**VR1**

3.5"



**VR2**

4.75"



**VR3**

7.0"



**VR4**

9.5"



**VR5**

11.75"



**VR6**

14.0"




**VR7**

16.25"



**VR8**

18.5"



**VR9**

20.75"



**VR10**

23.25"



**Lincoln 25**



Interior width:  
**25"**

**Lincoln 35**



Interior width:  
**31"**

**Lincoln 50**



Interior width:  
**37"**

**VR9**

24.25

**VR10**

26.75

**VR10**

26.75

**VR8**

23.25

**VR10**

28.0

**VR10**

28.0

**VR7**

23.25

**VR10**

30.25

**VR10**

30.25

**VR6**

23.5

**VR9**

30.25

**VR10**

32.75

**VR5**

23.5

**VR8**

30.25

**VR10**

35.0

**VR4**

23.5

**VR7**

30.25

**VR9**

34.75

**VR3**

23.25

**VR6**

30.25

**VR9**

37.0

**VR2**

23.25

**VR5**

30.25

**VR8**

37.0

**VR1**

24.25

**VR4**

30.25

**VR7**

37.0

**Solo**

23.25

**VR3**

30.25

**VR5**

35.0

## — GUIDANCE —

The Rack Combinations Chart is designed to make the most of any shelf space.

Your current Versatile Hand Gun Rack can be paired with another in order to maximize shelf space.

All dimensions  $\pm 3/16$

## RACK COMBINATIONS

	<b>VR1</b> 3.5"	<b>VR2</b> 4.75"	<b>VR3</b> 7.0"	<b>VR4</b> 9.5"	<b>VR5</b> 11.75"	<b>VR6</b> 14.0"	<b>VR7</b> 16.25"	<b>VR8</b> 18.5"	<b>VR9</b> 20.75"	<b>VR10</b> 23.25"
<b>VR1</b> 3.5"	7.0	8.25	10.5	13.0	15.5	17.5	19.75	22.0	24.25	26.75
<b>VR2</b> 4.75"	8.25	9.5	11.75	14.25	16.5	18.75	21.25	23.25	25.5	28.0
<b>VR3</b> 7.0"	10.5	11.75	14.0	16.5	18.75	21.0	23.25	25.5	27.75	30.25
<b>VR4</b> 9.5"	13.0	14.25	16.5	19.0	21.25	23.5	25.75	28.0	30.25	32.75
<b>VR5</b> 11.75"	15.25	16.5	18.75	21.25	23.5	25.75	28.0	30.25	32.5	35.0
<b>VR6</b> 14.0"	17.5	18.75	21.0	23.5	25.75	28.0	30.25	32.5	34.75	37.25
<b>VR7</b> 16.25"	19.75	21.0	23.25	25.5	28.0	30.25	32.5	34.75	37.0	39.5
<b>VR8</b> 18.5"	22.0	23.25	25.5	28.0	30.25	32.5	34.75	37.0	39.25	41.75
<b>VR9</b> 20.75"	24.25	25.5	27.75	30.25	32.5	34.75	37.0	39.25	41.5	44.0
<b>VR10</b> 23.25"	26.75	28.0	30.25	32.75	35.0	33.25	39.5	41.75	44.0	46.5

All dimensions ± 3/16

VersatileGunRack.com

DESIGNED AND MANUFACTURED IN LOS ANGELES, CA USA